

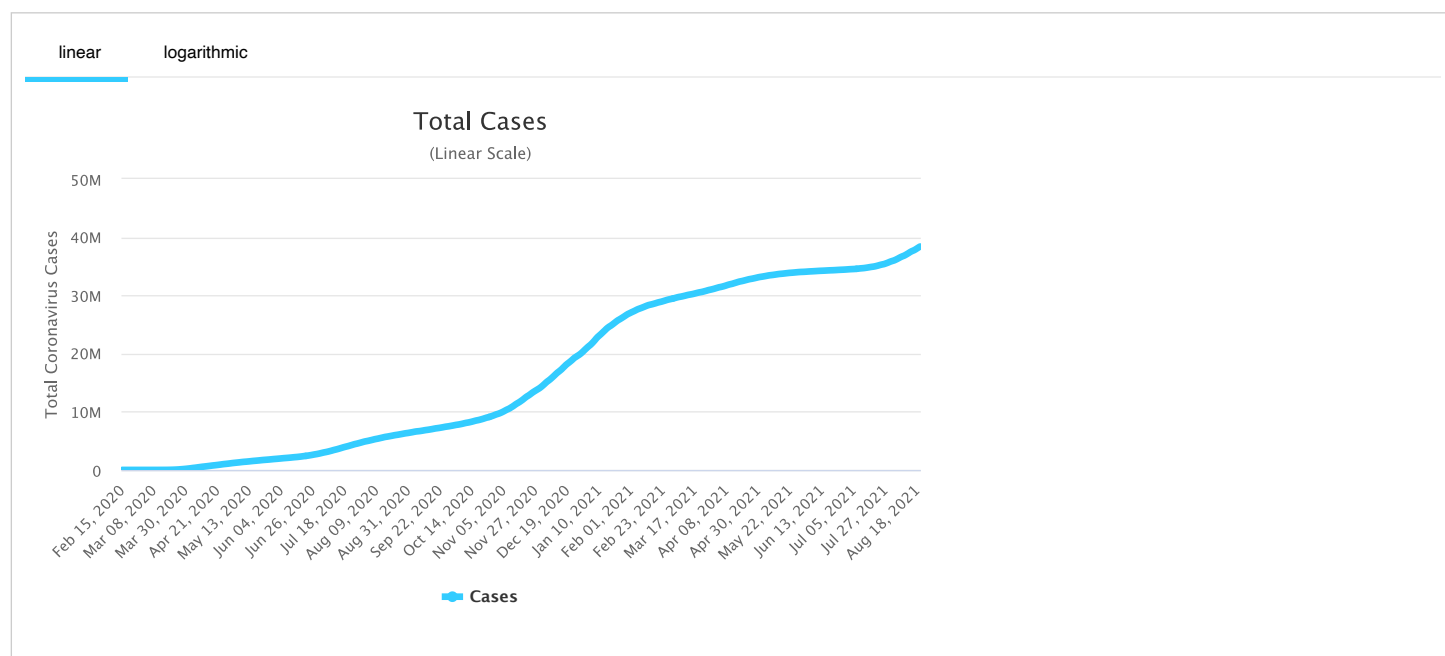
#	USA State <span>↕↑</span>	Total Cases <span>↕↑</span>	New Cases <span>↕↑</span>	Total Deaths <span>↕↑</span>	New Deaths <span>↕↑</span>	Total Recovered <span>↕↑</span>	Active Cases <span>↕↑</span>	Tot Cases/ 1M pop <span>↕↑</span>	Deaths/ 1M pop <span>↕↑</span>	Total Tests
	USA Total	38,398,596		644,281		30,439,239	7,315,076	116,007	1,946	565,0
1	<b>California</b> <a href="/coronavirus/usa/california/">(/coronavirus/usa/california/)</a>	4,218,769		65,038		2,221,399	1,932,332	106,771	1,646	78,4
2	<b>Texas</b> <a href="/coronavirus/usa/texas/">(/coronavirus/usa/texas/)</a>	3,442,337		55,254		3,111,972	275,111	118,718	1,906	35,9
3	<b>Florida</b> <a href="/coronavirus/usa/florida/">(/coronavirus/usa/florida/)</a>	3,039,988		41,937		2,321,270	676,781	141,541	1,953	34,4
4	<b>New York</b> <a href="/coronavirus/usa/new-york/">(/coronavirus/usa/new-york/)</a>	2,294,580		54,541		2,101,060	138,979	117,952	2,804	63,7
5	<b>Illinois</b> <a href="/coronavirus/usa/illinois/">(/coronavirus/usa/illinois/)</a>	1,482,369		26,223		1,375,020	81,126	116,982	2,069	28,0
6	<b>Georgia</b> <a href="/coronavirus/usa/georgia/">(/coronavirus/usa/georgia/)</a>	1,307,084		22,199		1,100,908	183,977	123,107	2,091	13,2
7	<b>Pennsylvania</b> <a href="/coronavirus/usa/pennsylvania/">(/coronavirus/usa/pennsylvania/)</a>	1,267,220		28,147		1,198,807	40,266	98,986	2,199	15,5

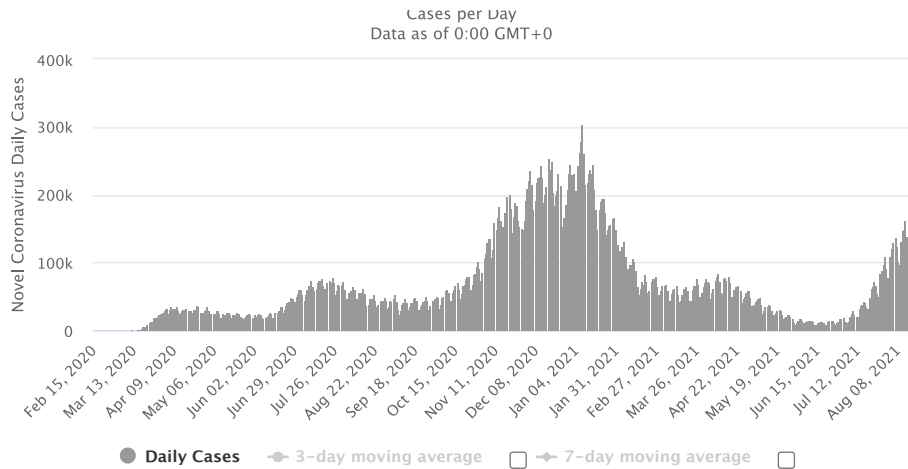
▼	USA	Total	New	Total	New	Total	Active	Tot Cases/	Deaths/	Total
9	<a href="#">North Carolina</a> ( <a href="#">/coronavirus/usa/north-carolina/</a> )	1,144,894		14,059		1,047,722	83,113	109,161	1,340	15,2
10	<a href="#">New Jersey</a> ( <a href="#">/coronavirus/usa/new-jersey/</a> )	1,070,698		26,739		996,101	47,858	120,544	3,010	14,9
11	<a href="#">Michigan</a> ( <a href="#">/coronavirus/usa/michigan/</a> )	1,040,673		21,393		875,719	143,561	104,204	2,142	15,6
12	<a href="#">Arizona</a> ( <a href="#">/coronavirus/usa/arizona/</a> )	979,580		18,561		895,624	65,395	134,581	2,550	5,4
13	<a href="#">Tennessee</a> ( <a href="#">/coronavirus/usa/tennessee/</a> )	977,230		13,142		907,350	56,738	143,096	1,924	8,8
14	<a href="#">Indiana</a> ( <a href="#">/coronavirus/usa/indiana/</a> )	817,149		14,228		749,746	53,175	121,379	2,113	11,8
15	<a href="#">Massachusetts</a> ( <a href="#">/coronavirus/usa/massachusetts/</a> )	743,735		18,175		N/A	N/A	107,905	2,637	25,5
16	<a href="#">Virginia</a> ( <a href="#">/coronavirus/usa/virginia/</a> )	734,079		11,647		N/A	N/A	86,003	1,365	11,1
17	<a href="#">Missouri</a> ( <a href="#">/coronavirus/usa/missouri/</a> )	733,759		10,809		586,000	136,950	119,555	1,761	8,8
18	<a href="#">Wisconsin</a> ( <a href="#">/coronavirus/usa/wisconsin/</a> )	714,600		8,368		N/A	N/A	122,732	1,437	9,6
19	<a href="#">South Carolina</a> ( <a href="#">/coronavirus/usa/south-carolina/</a> )	681,659		10,213		585,909	85,537	132,394	1,984	9,0
20	<a href="#">Alabama</a> ( <a href="#">/coronavirus/usa/alabama/</a> )	653,540		11,942		N/A	N/A	133,289	2,436	5,1
21	<a href="#">Louisiana</a> ( <a href="#">/coronavirus/usa/louisiana/</a> )	649,915		11,918		N/A	N/A	139,803	2,564	9,0
22	<a href="#">Minnesota</a> ( <a href="#">/coronavirus/usa/minnesota/</a> )	633,556		7,853		614,950	10,753	112,340	1,392	11,0
23	<a href="#">Colorado</a> ( <a href="#">/coronavirus/usa/colorado/</a> )	598,940		7,338		530,199	61,403	104,005	1,274	3,3
24	<a href="#">Kentucky</a> ( <a href="#">/coronavirus/usa/kentucky/</a> )	534,430		7,517		N/A	N/A	119,622	1,683	7,6
25	<a href="#">Washington</a> ( <a href="#">/coronavirus/usa/washington/</a> )	530,328		6,400		240,895	283,033	69,644	840	9,2
26	<a href="#">Oklahoma</a> ( <a href="#">/coronavirus/usa/oklahoma/</a> )	524,376		7,676		496,217	20,483	132,520	1,940	4,3
27	<a href="#">Maryland</a> ( <a href="#">/coronavirus/usa/maryland/</a> )	484,847		9,922		11,165	463,760	80,197	1,641	11,7

▼	USA	Total	New	Total	New	Total	Active	Tot Cases/	Deaths/	Total
29	<a href="#">Arkansas (/coronavirus/usa/arkansas/)</a>	431,507		6,614		399,801	25,092	142,987	2,192	4,3
30	<a href="#">Iowa (/coronavirus/usa/iowa/)</a>	425,363		6,226		370,993	48,144	134,819	1,973	5,5
31	<a href="#">Mississippi (/coronavirus/usa/mississippi/)</a>	406,249		7,991		336,849	61,409	136,502	2,685	3,2
32	<a href="#">Nevada (/coronavirus/usa/nevada/)</a>	378,700		6,280		328,428	43,992	122,948	2,039	3,9
33	<a href="#">Connecticut (/coronavirus/usa/connecticut/)</a>	365,856		8,330		342,368	15,158	102,616	2,336	10,2
34	<a href="#">Kansas (/coronavirus/usa/kansas/)</a>	356,065		5,494		318,014	32,557	122,220	1,886	1,5
35	<a href="#">Oregon (/coronavirus/usa/oregon/)</a>	252,977		3,012		206,609	43,356	59,979	714	6,0
36	<a href="#">Nebraska (/coronavirus/usa/nebraska/)</a>	236,755		2,302		N/A	N/A	122,391	1,190	2,1
37	<a href="#">New Mexico (/coronavirus/usa/new-mexico/)</a>	223,796		4,472		199,401	19,923	106,731	2,133	4,0
38	<a href="#">Idaho (/coronavirus/usa/idaho/)</a>	212,939		2,283		118,683	91,973	119,156	1,278	1,5
39	<a href="#">West Virginia (/coronavirus/usa/west-virginia/)</a>	177,533		3,008		165,720	8,805	99,062	1,678	3,2
40	<a href="#">Rhode Island (/coronavirus/usa/rhode-island/)</a>	159,710		2,753		N/A	N/A	150,761	2,599	4,7
41	<a href="#">South Dakota (/coronavirus/usa/south-dakota/)</a>	128,295		2,057		123,906	2,332	145,022	2,325	1,3
42	<a href="#">Montana (/coronavirus/usa/montana/)</a>	122,318		1,755		117,090	3,473	114,447	1,642	1,5
43	<a href="#">Delaware (/coronavirus/usa/delaware/)</a>	116,073		1,851		108,787	5,435	119,200	1,901	7
44	<a href="#">North Dakota (/coronavirus/usa/north-dakota/)</a>	114,481		1,550		111,436	1,495	150,225	2,034	4
45	<a href="#">New Hampshire (/coronavirus/usa/new-hampshire/)</a>	104,571		1,397		100,983	2,191	76,907	1,027	2,6
46	<a href="#">Alaska (/coronavirus/usa/alaska/)</a>	79,479		406		67,784	11,289	108,645	555	2,6
47	<a href="#">Maine (/coronavirus/usa/maine/)</a>	73,454		922		N/A	N/A	54,645	686	2,9

▼	USA	Total	New	Total	New	Total	Active	Tot Cases/	Deaths/	Total
49	<a href="#">Hawaii (/coronavirus/usa/hawaii/)</a>	54,443		562		N/A	N/A	38,452	397	2,0
50	<a href="#">District Of Columbia (/coronavirus/usa/district-of-columbia/)</a>	53,342		1,155		34,985	17,202	75,582	1,637	1,8
51	<a href="#">Vermont (/coronavirus/usa/vermont/)</a>	26,778		270		24,627	1,881	42,914	433	1,8
52	Puerto Rico	161,203		2,715		135,386	23,102	47,595	802	2,5
53	Guam	9,298		144		8,578	576			2
54	United States Virgin Islands	5,556		44		5,172	340			1
55	Northern Mariana Islands	183		2		N/A	N/A			
56	American Samoa	4				4	0			
57	US Military	333,339		409		309,980	22,950			
58	Veteran Affairs	302,460		13,317		275,901	13,242			4,4
59	Federal Prisons	55,525		249		N/A	N/A			1
60	Navajo Nation	32,172		1,395		30,388	389			3
61	Grand Princess Ship	122		7		115	0			
62	Wuhan Repatriated	3				3	0			
63	Diamond Princess Ship	46				46	0			
	<b>Total:</b>	<b>38,398,596</b>		<b>644,281</b>		<b>30,439,239</b>	<b>7,315,076</b>	<b>116,007</b>	<b>1,946</b>	<b>565,0</b>

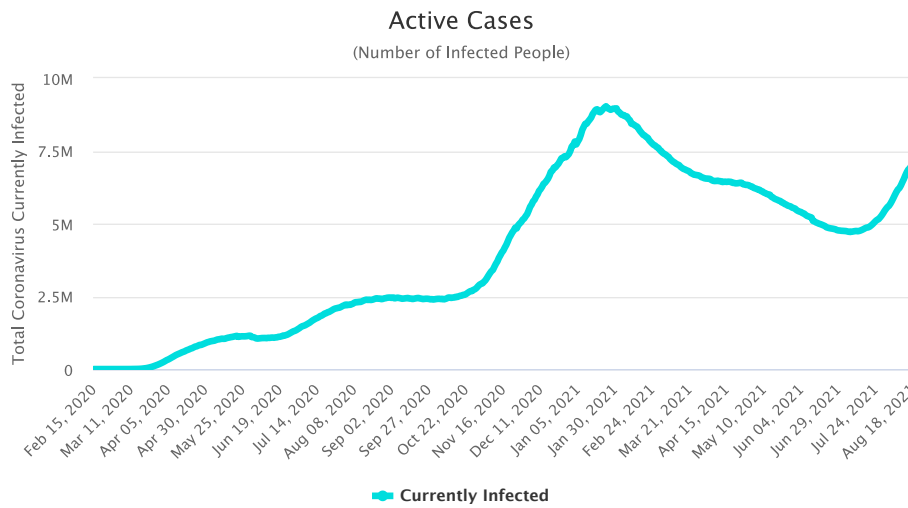
## Total Coronavirus Cases in the United States





See also: [Daily Deaths Graph](#)

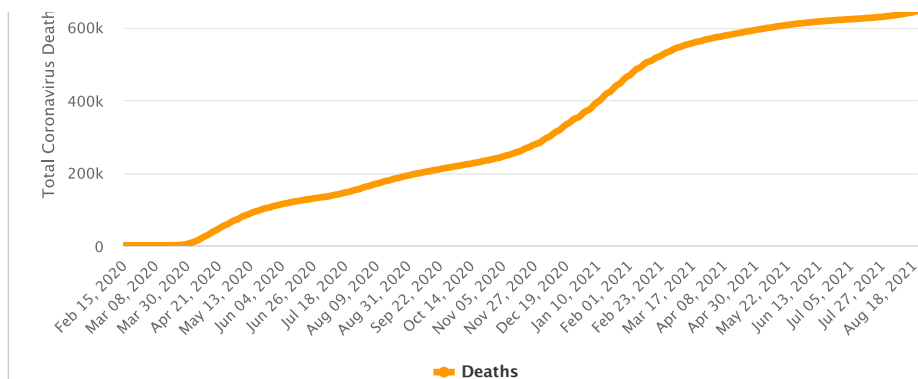
## Active Cases in the United States



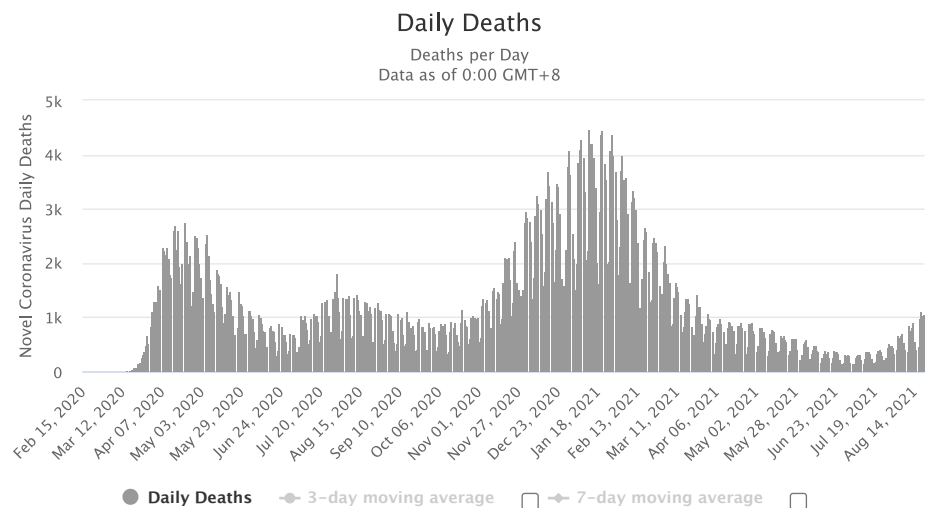
## Total Coronavirus Deaths in the United States

linear

logarithmic



## Daily New Deaths in the United States



See also: [Daily Cases Graph](#)

## Latest News

August 20 (GMT)

### Updates

- 151,108 new cases and 1,059 new deaths in [the United States \(/coronavirus/country/us/\)](#)

August 19

August 18

August 17

# Historical account of the initial stages of the epidemic in the United States

Content:

- First 20 cases in the United States
- Progression of first suspected cases
- Timeline of initial events
- Sources for the historical account

## First 20 cases in the United States

Information collected on the first 20 domestic cases (not including repatriated cases and Diamond Princess cruise ship evacuee cases) is presented in the table below:

State	Cases	Sex	Age	Date	Case #	Location	Source
Oregon	1			Feb. 29	17 <sup>th</sup>	Washington C.	
Washington	2			Feb. 29	18, 19 <sup>th</sup>		
	1	M	30s	Jan. 21	1 <sup>st</sup>	Snohomish	[7]
Illinois	1			Mar. 1	20 <sup>th</sup>		
	1	M	60s	Jan. 30	6 <sup>th</sup>	Chicago	[12]
	1	F	60s	Jan. 24	2 <sup>nd</sup>	Chicago	[8]
California	2	unkn.	unkn.	Jan. 26	3 <sup>rd</sup> , 4 <sup>th</sup>	Orange C., L.A.	[9]
	1	M	adult	Jan. 31	7 <sup>th</sup>	Santa Clara C.	[17][18]
	1	F	unkn.	Feb. 2	9 <sup>th</sup>	Santa Clara C.	
	1	M	57	Feb. 2	10 <sup>th</sup>	San Benito C.	
	1	F	57	Feb. 2	11 <sup>th</sup>	San Benito C.	
	1		65	Feb. 28	16 <sup>th</sup>	Santa Clara C.	
	1			Feb. 21	13 <sup>th</sup>	Humboldt C.	
	1			Feb. 21	14 <sup>th</sup>	Sacramento C.	
	1			Feb. 26	15 <sup>th</sup>	[Northern California]	
Massachusetts	1	M	20s	Feb. 1	8 <sup>th</sup>	Boston	[16]
Arizona	1	unkn.	student	Jan. 26	5 <sup>th</sup>	Maricopa County	
Wisconsin	1			Feb. 5	12 <sup>th</sup>	Madison	

## Patients Under Investigation (PUI) in the United States

<i>Number of U.S. States with PUI</i>	<i>36</i>
<b>Positive</b>	<b>12</b>
Negative	318
<b>Pending</b> (specimens awaiting testing)	<b>68</b>
<b>TOTAL</b>	<b>398</b>

As of Feb. 7:

<i>Number of U.S. States with PUI</i>	<i>36</i>
<b>Positive</b>	<b>12</b>
Negative	225
<b>Pending</b> (specimens awaiting testing)	<b>100</b>
<b>TOTAL</b>	<b>337</b>

As of Feb. 5:

<i>Number of U.S. States with PUI</i>	<i>36</i>
<b>Positive</b>	<b>11</b>
Negative	206
<b>Pending</b> (specimens awaiting testing)	<b>76</b>
<b>TOTAL</b>	<b>293</b>

As of Feb. 3:

<i>Number of U.S. States with PUI</i>	<i>36</i>
<b>Positive</b>	<b>11</b>
Negative	167
<b>Pending</b> (specimens awaiting testing)	<b>82</b>
<b>TOTAL</b>	<b>260</b>

As of January 31:

<i>Number of U.S. States with PUI</i>	<i>36</i>
<b>Positive</b>	<b>6</b>
Negative	114
<b>Pending</b> (specimens awaiting testing)	<b>121</b>
<b>TOTAL</b>	<b>241</b>



Previously, as of January 29, there were 92 suspected cases awaiting testing.

<i>Number of U.S. States with PUI</i>	<i>36</i>
<b>Positive</b>	<b>5</b>
Negative	68
<b>Pending</b> (specimens awaiting testing)	<b>92</b>
<b>TOTAL</b>	<b>165</b>



# Timeline of Events

---

-  On Jan. 31, the U.S. Centers for Disease Control and Prevention (CDC) **issued a federal quarantine for 14 days** affecting the 195 American evacuees from Wuhan, China. Starting Sunday, Feb. 2, U.S. citizens, permanent residents and immediate family who have visited China's Hubei province will undergo a **mandatory 14 days quarantine** and, if they have visited other parts of China, they would be screened at airports and asked to self-quarantine for 14 days. The last time the CDC had issued a quarantine was over 50 years ago in the 1960s, for smallpox.
-  President Donald Trump signed an order on Jan. 31 for the U.S. to **deny entry to foreign nationals who traveled to China** within the preceding two weeks, aside from the immediate family of U.S. citizens.
- On Jan. 30, the CDC had confirmed the **first case of person to person transmission in the U.S.:** <sup>[12]</sup> the husband of the Chicago, Illinois case who had returned from Wuhan, China on Jan. 13 and who tested positive for the virus on Jan. 24).
- CDC stated on Jan. 30 that "It is likely there will be more cases of 2019-nCoV reported in the U.S. in the coming days and weeks, including more person-to-person spread."<sup>[12]</sup>
- The virus had been confirmed in **5 states**.
- On Jan. 31, **New York City** health officials vehemently denied the rumor regarding a coronavirus case in the city <sup>[13]</sup>. On Feb. 1, however, the city's health commissioner did report that there was a test being performed on a person under 40 who had returned from China, developed matching symptoms, and tested negative to the seasonal flu.
- **Most US patients had recently visited Wuhan.**
- All of the first five U.S. cases were described as **mild**.
- A study on the first US case of novel coronavirus detailed mild symptoms followed by pneumonia ([https://www.cnn.com/2020/01/31/health/washington-coronavirus-study-nejm/index.html?utm\\_term=link&utm\\_medium=social&utm\\_content=2020-02-01T00](https://www.cnn.com/2020/01/31/health/washington-coronavirus-study-nejm/index.html?utm_term=link&utm_medium=social&utm_content=2020-02-01T00))

## U.S. Airlines suspended ALL flights between the U.S. and China

On Friday, January 31, Delta, American and United announced they would temporarily suspend all of their mainland China flights in response to the coronavirus outbreak.<sup>[14]</sup>

Prior to this January 31 announcement:

- **UNITED AIRLINES**  
on Jan. 28 had announced it would cut 24 flights between the U.S. and China for the first week of February.
- **AMERICAN AIRLINES**  
on Jan. 29 had announced it would suspend flights from Los Angeles to Shanghai and Beijing from Feb. 9 through March 27, 2020. It will maintain its flight schedules (10 daily A/R) from Dallas-Fort Worth to Shanghai and Beijing, as well as from Los Angeles and Dallas-Fort Worth to Hong Kong.
- **DELTA**  
had not adjusted its schedule of direct flights from the U.S. to China. It is the only airline with direct flights to not take action so far.

The White House was considering issuing a ban on flights between the United States and China, as of late Jan. 28<sup>[11]</sup>. Italy has announced on January 31 that it was suspending all flights to and from China following the first 2 cases of coronavirus in Italy.

## Travel Alert: Do Not Travel to China

- The U.S. State Department on January 30 issued a **Level 4: Do Not Travel to China Alert** (<https://travel.state.gov/content/travel/en/traveladvisories/traveladvisories/china-travel-advisory.html>) <sup>[4]</sup> (the highest level of alert).
- Previously, on January 29, the advisory was set at a lower "Level 3: Reconsider Travel" advising not to travel to Hubei Province: (Level 4) and reconsider travel to the remainder of China (Level 3).
- The CDC on Jan. 28 issued a Level 3 Warning (<https://wwwnc.cdc.gov/travel/notices/warning/novel-coronavirus-china>), recommending that travelers **avoid all nonessential travel to China** <sup>[5]</sup>.

Screening incoming passengers at 20 airports in the U.S.

- Los Angeles International (LAX)
- San Francisco International (SFO)
- Chicago O'Hare
- New York JFK
- Atlanta Hartsfield-Jackson International
- Houston George Bush Intercontinental
- Dallas-Fort Worth International
- San Diego International
- Seattle-Tacoma International
- Honolulu International
- Anchorage Ted Stevens International
- Minneapolis-St. Paul International
- Detroit Metropolitan
- Miami International
- Washington Dulles International
- Philadelphia International
- Newark Liberty International
- Boston Logan International
- El Paso International
- Puerto Rico's San Juan Airport

## Sources for the historical account

1. Novel Coronavirus (2019-nCoV) situation reports (<https://www.who.int/emergencies/diseases/novel-coronavirus-2019/situation-reports/>) - World Health Organization (<https://www.who.int/>) (WHO)
2. 2019 Novel Coronavirus (2019-nCoV) in the U.S (<https://www.cdc.gov/coronavirus/2019-ncov/cases-in-us.html>) - U.S. Centers for Disease Control and Prevention (<https://www.cdc.gov/>) (CDC)
3. Symptoms of Novel Coronavirus (2019-nCoV) (<https://www.cdc.gov/coronavirus/2019-ncov/about/symptoms.html>) - CDC
4. China Travel Advisory (<https://travel.state.gov/content/travel/en/traveladvisories/traveladvisories/china-travel-advisory.html>) - U.S. State Department, accessed January 31, 2020.
5. Novel Coronavirus in China - Warning - Level 3, Avoid Nonessential Travel (<https://wwwnc.cdc.gov/travel/notices/warning/novel-coronavirus-china>) - CDC, January 28, 2020.
6. Public Health Screening to Begin at 3 U.S. Airports for 2019 Novel Coronavirus ("2019-nCoV") (<https://www.cdc.gov/media/releases/2020/p0117-coronavirus-screening.html>) - CDC January 17, 2020
7. First Travel-related Case of 2019 Novel Coronavirus Detected in United States (<https://www.cdc.gov/media/releases/2020/p0121-novel-coronavirus-travel-case.html>) - CDC, January 21, 2020
8. Second Travel-related Case of 2019 Novel Coronavirus Detected in United States (<https://www.cdc.gov/media/releases/2020/p0124-second-travel-coronavirus.html>) - CDC, January 24, 2020
9. CDC confirms additional cases of 2019 Novel Coronavirus in United States (<https://www.cdc.gov/media/releases/2020/s0126-coronavirus-new-cases.html>) - CDC, January 26, 2020
10. 2019 Novel Coronavirus (2019-nCoV) in the U.S. (<https://www.cdc.gov/coronavirus/2019-ncov/cases-in-us.html>) - CDC, Updated January 29, 2020

14. Delta, American, United to suspend all China mainland flights as coronavirus crisis grows (<https://eu.usatoday.com/story/travel/2020/01/31/coronavirus-china-flight-ban-delta-cuts-all-flights-white-house/4620989002/>) - USA Today, Jan. 31, 2020
15. Secretary Azar Declares Public Health Emergency for United States for 2019 Novel Coronavirus (<https://www.hhs.gov/about/news/2020/01/31/secretary-azar-declares-public-health-emergency-us-2019-novel-coronavirus.html>) - U.S. Department of Health and Human Services (HHS), Jan. 31, 2020
16. Man returning from Wuhan, China is first case of 2019 Novel Coronavirus confirmed in Massachusetts (<https://www.mass.gov/news/man-returning-from-wuhan-china-is-first-case-of-2019-novel-coronavirus-confirmed-in>) - Massachusetts Department of Public Health, Feb. 1, 2020
17. County of Santa Clara Public Health Department Reports First Case of Novel (new) Coronavirus (<https://www.sccgov.org/sites/phd/news/Pages/novel-coronavirus-1-31-2020.aspx>) - Santa Clara County Public Health, Jan. 31, 2020
18. Coronavirus: First case confirmed in Santa Clara County (<https://www.mercurynews.com/2020/01/31/santa-clara-coronavirus/>) - Mercury News, Jan. 31. 2020







---

worldometer (/)

[about \(/about/\)](#) | [faq \(/faq/\)](#) | [languages \(/languages/\)](#) | [contact \(/contact/\)](#) | [report coronavirus cases \(/report\\_us/\)](#)



[\(/newsletter-subscribe/\)](#)



[\(/https://twitter.com/Worldometers\)](https://twitter.com/Worldometers)



[\(/https://www.facebook.com/Worldometers.info\)](https://www.facebook.com/Worldometers.info)